



FACEBOOK FUNDRAISING TOOL KIT

nfed

Supporting you. Supporting each other.

NATIONAL FOUNDATION FOR
ECTODERMAL DYSPLASIAS

INTRODUCTION

You can help people affected by ectodermal dysplasias have a brighter future by raising funds for National Foundation for Ectodermal Dysplasias (NFED) programs. Fundraising events have an added benefit. They help raise awareness for the different types of ectodermal dysplasias and the NFED. The more people who know about ectodermal dysplasias in the medical and dental communities and the general public, the more likely people will help advance our mission.

The most powerful way we can raise funds and awareness is through you—our volunteers. You are our champions. You are the one making your mark. Your circles of relatives, friends, co-workers, and neighbors, your knowledge, your personal journey, and your commitment cannot be matched by anyone outside of our community. This guide walks you through the steps to set up your Facebook fundraising event and explains how we can help.

Supporting you, supporting each other.

If you have any questions, contact:

Lea Richardson
Manager, Community Engagement and Family Fundraising
618-566-6871
lea@nfed.org

Thank you for supporting and advancing our mission to empower and connect people touched by ectodermal dysplasias through education, support and research!

EASY-TO-FOLLOW STEPS


Facebook fundraisers are another easy way to raise money for the NFED. It only takes three simple steps and your fundraiser is ready in just minutes! Facebook waives all credit card fees, which means the entire donation comes to the NFED.

You might want to set up a fundraiser for you or your child's birthday, bar or bat mitzvah, graduation, confirmation, for Ectodermal Dysplasias Awareness Month, other special occasions or really, any time you want!

Directions for Mobile Device or Tablet

Be sure to start at the NFED Facebook page to plan your fundraiser.

- Login to your Facebook account.
- Go to our National Foundation for Ectodermal Dysplasias Facebook page at <https://www.facebook.com/NationalFoundationforEctodermalDysplasias/>.
- Click on "Fundraisers."
- Click on "raise money."
- Click "edit" on camera icon if you want to change the default picture. You can select a photo from the NFED photos or upload a new photo from your own gallery.

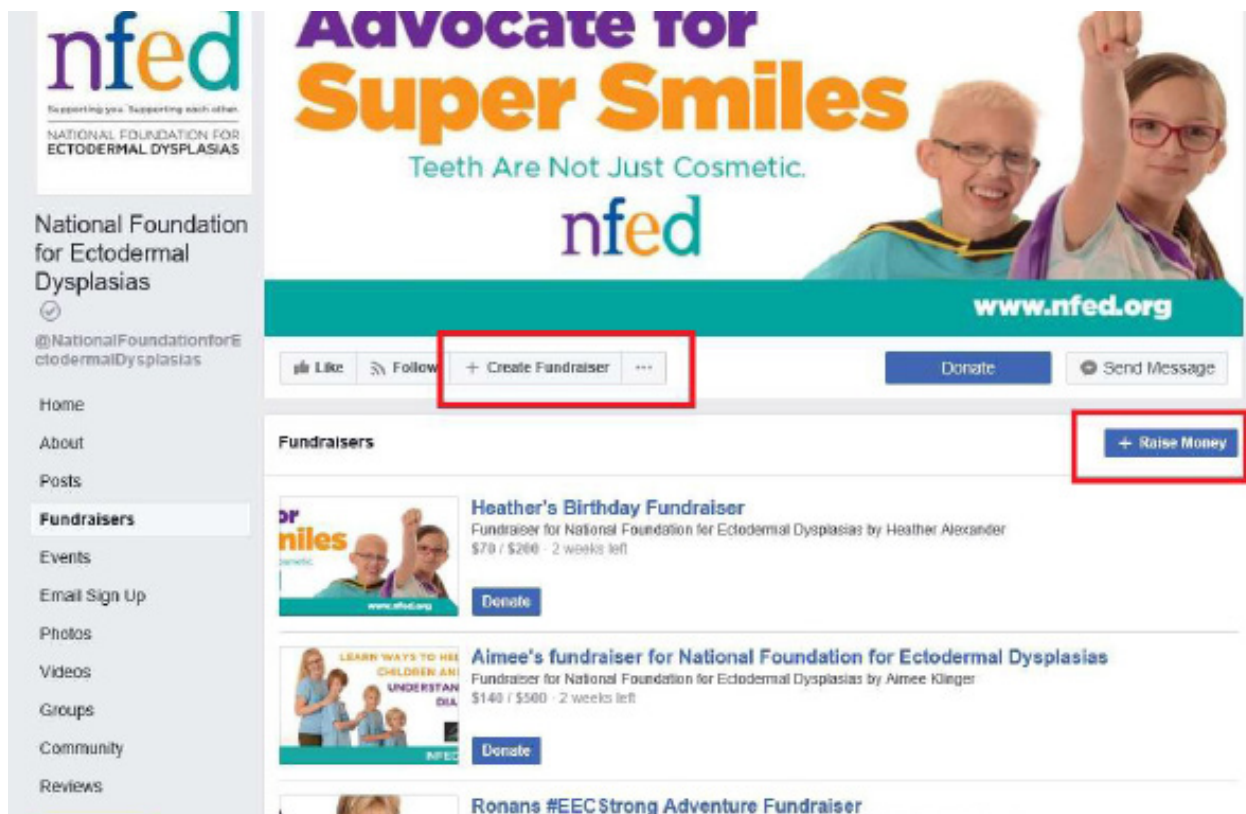


- Create a title for your fundraiser.
- Tell your story.
- Set a goal amount that you want to raise.
- Select an end date for your fundraiser.
- At top right, click on "Create."
- You did it!

Directions for PC

Be sure to start at the NFED Facebook page to plan your fundraiser.

- Login to your Facebook account.
- Go to our National Foundation for Ectodermal Dysplasias Facebook page at <https://www.facebook.com/NationalFoundationforEctodermalDysplasias/>.
- Click on “Fundraisers.”
- If you are on a PC, there are two ways to start your fundraiser. Click either “Create Fundraiser” followed by Get Started and follow the directions to make it your own fundraising page. Or, click, on + Raise Money near Donate Button. See the red boxes in the image below.



The following directions will pop up:

Step 1: Let's start with the basics

Here, you need to enter values for the fields specified below.

1. **Who are you raising money for?**
By default, the value specified as “National Foundation for Ectodermal Dysplasias”. Do not change the value.
2. **How much money do you want to raise?**
Set a goal that inspires supporters to help you reach it. You don't have to reach your goal to receive these donations.
3. **When should your fundraiser end?**
Pick a deadline for your fundraiser, and announce your milestones along the way to build support. Example: “5 Days Left, We are half way there.”

The screenshot displays the Facebook fundraiser setup process. The modal window is titled "Let's start with the basics" and contains the following fields:

- Who are you raising money for?**: A text field with the value "nfed National Foundation for Ectodermal Dysplasias".
- How much money do you want to raise?**: A numeric input field with the value "200" and a currency dropdown menu set to "USD".
- When should your fundraiser end?**: A date input field with the value "Apr 24, 2018".

At the bottom of the modal, there is a progress indicator showing three steps, with the first step being the current one. A "Next" button is located at the bottom right of the modal. The background shows the NFED Facebook page, including the logo, navigation menu, and a post about a service in Fairview Heights, Illinois.

After you enter all above data, click on “Next” button.

Step 2: Tell your story

1. What's the title of your fundraiser?

Choose a short and clear title to get attention of your friends and supporters. By default, it says: "Your First Name" Fundraiser for National Foundation for Ectodermal Dysplasias. Others have used titles like "Funding NFED Research" or "I'm Donating My Birthday to NFED."

2. Why are you raising money?

Write a detailed description that tells your story and gives supporters a reason to donate. You have the option of the default message which we created for you, but you will generate more donations by sharing your individual story. How about making it a combination of both? That seems to work very well.

Tell your story

What's the title of your fundraiser? ⓘ

Babig's fundraiser for National Foundation for Ectodermal Dysplasias

Why are you raising money? ⓘ

Want to join me in supporting a good cause? I'm raising money for National Foundation for Ectodermal Dysplasias and your contribution will make an impact, whether you donate \$5 or \$500. Every little bit helps. Thank you for your support. I've included information about National Foundation for Ectodermal Dysplasias below.

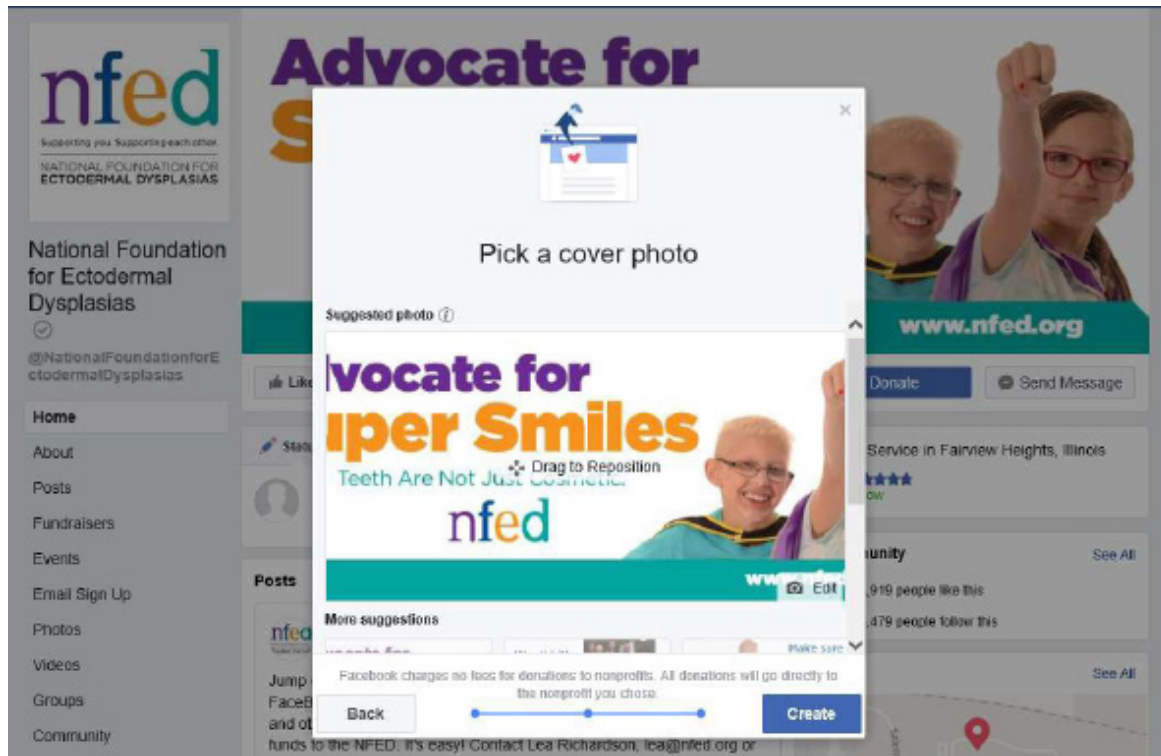
To empower and connect people touched by ectodermal dysplasias through education, support, and research.

Back Next

After you enter all above data, click on the "Next" button.

Step 3: Pick a Cover photo

Choose a high resolution photo that helps tell your story. You can add more photos to your fundraiser once it has published. We have some suggestions that you can pick from if you like.



After you select the cover photo, click on “Create button”. Then, you’re ready to start your fundraising with Facebook.

TIPS TO MAKE IT SUCCESSFUL

1. First, share your Facebook fundraiser with family and close friends (perhaps via email with the link) before sharing it with everyone you know on Facebook. Once you have some momentum, you can start sharing as widely as possible by clicking the Invite button.
2. Don't forget to post your fundraiser on your own Facebook page's timeline. Click on the "share" button on the fundraiser to do this.
3. Use text, images and videos to tell your story, convey emotions and invite empathy.
4. Keep sharing updates with a frequency of several posts in a week. Stick to a limit of one post daily.
5. Post an NFED YouTube video or share NFED Facebook posts that inspire others to donate to your Facebook fundraising page.
6. Make your updates fun, captivating and snappy. Updates spur conversation which in turn raises awareness. Upload a new picture and write a personal message. When you hit a fundraising milestone, post it as a note on the "write something" part. Example: Today is the 11th! I am asking everyone to donate \$11.
7. When uploading pictures, tag yourself and anyone else in them.
8. Use hashtags, especially during Ectodermal Dysplasias Awareness Month or #GivingTuesday.
9. Thank each donor who donated to your Facebook fundraising page with a personal comment.
10. Encourage your invitees to invite their own Facebook friends to like, share and follow your Facebook fundraising page. It's a ripple effect to spread awareness. Each time someone donates they are prompted to share and invite their friends. Shares and re-shares contain a donate button making it easy to donate right from the news feed. You will be reaching more supporters and hopefully engaging your community.
11. Ultimately, the success will rely on frequently posting, sharing, and connecting with others on social media. Updates will get your audience's attention, give them something to share with their own friends, and inspire people to donate.
12. Add your Facebook fundraising link to all your updates. Tip: Don't put the link in your status update but post the link in the comment field after you posted an update. Facebook has a new algorithm.
13. Engage your supporters with Live Video on your own Facebook page to donate to your Facebook fundraising page. Put the link in the comment sections. More and more people are going Live on Facebook to share their story and experiences. Give people an inside look into the NFED and share the impact they have made on your family. Live video fundraising can be a powerful way to raise awareness about our cause and connect instantly with the people who care the most.

FREQUENTLY ASKED QUESTIONS

When does the NFED receive my fundraising money from Facebook?

Facebook deposits the donations twice a month into the NFED's bank account if you create your Facebook fundraising page through the NFED Facebook page. Example: January 1-15 donations from all Facebook fundraisers will be deposited on or near February 1. January 16-31 donations will be deposited on or near February 16. Facebook collects donations in one calendar month, and sends the donations the following calendar month.

If you create a Facebook fundraiser for the NFED through your own Facebook page, then it takes 60 days before the NFED receives the donations. Facebook collects donations in one calendar month, it sends the donations to Network for Good the following month and then Network for Good disburses these donations to the NFED on or near the 15th of the following calendar month. Example: November Facebook donations are sent to Network for Good by mid-December and then Network for Good disburses those donations by mid- January.

Can someone donate privately on my page?

Yes. To donate privately, select "only me" from the privacy menu in the donation form. Please note that the fundraiser creator and the NFED can see all donations even if you don't share it. Keep in mind that the amount of your donation won't be shared on the Facebook fundraising page. It just states, "(your name) donated."

Will the NFED receive my information?

Your first and last name and the amount of your donation as well as the host's name and the Facebook fundraising page's name will be shared by Facebook with the NFED in report form. The donor has the option to share their email with the NFED as well.

Who sends out the acknowledgment receipt of my donation?

Facebook will email you a receipt. Due to the lack of address and/or email reporting, the NFED is not able to acknowledge Facebook donations by email but will acknowledge the donor on the Facebook fundraising page in the comment section.

Is there a fee for donations made on Facebook?

Donations on Facebook to the NFED are currently not assessed a fee by Facebook. The NFED receives 100% of your donations.

Are donations made on Facebook tax-deductible?

A donation to the NFED may be tax-deductible. Since tax laws are always changing, you should consult with your tax professional. After you make a donation, a confirmation is emailed to the primary email listed on your Facebook account. This confirmation shows that you have made a donation as a charitable contribution and that you have not received any goods or services in return. You can use this receipt email to request a matching gift from your employer.

Two new features have been added to Facebook Fundraisers:

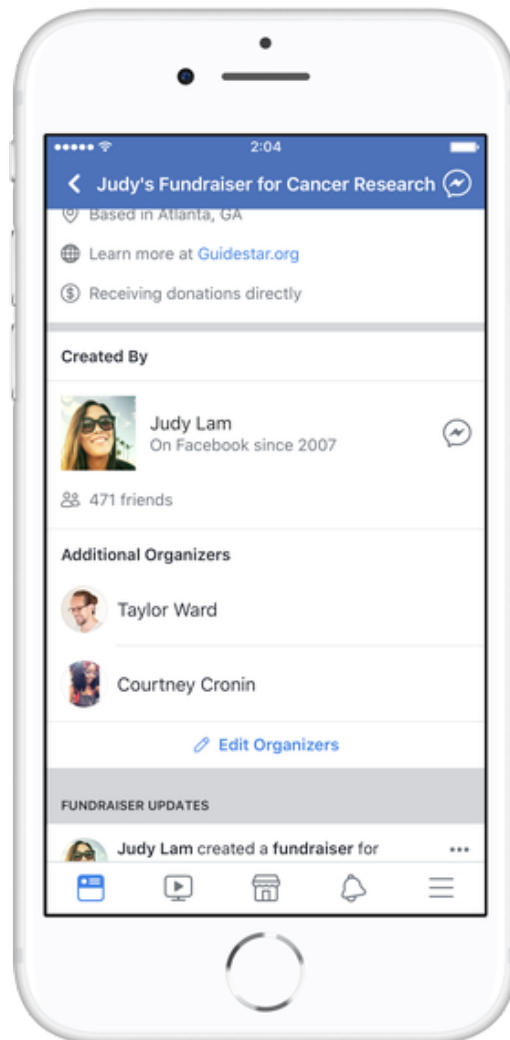
- Expanding to Pages: Brand and public figure Pages can now fundraise for nonprofit causes.
- Adding Organizers: People can now invite friends to manage a fundraiser together, helping to expand their network of supporters.

Expanding to Pages


Brands and public figures use their Facebook Pages to connect with followers and fans, and now they can rally support around nonprofits as well. There is already momentum and success from Pages running fundraisers.

Adding Organizers

Just like you can add a co-admin or moderator to a Facebook Group or a co-host to your Facebook Event, you can now add up to three friends to be organizers of your fundraiser to help you manage it and rally more supporters to reach your fundraising goals.



EXAMPLES OF SUCCESSFUL FACEBOOK FUNDRAISING STORIES:



Funding NFED Research on #GivingTuesday

Fundraiser for National Foundation for Ectodermal
Dysplasias ☑ by Sean Vora · 🌐

Donate

✉ Invite

➦ Share

... More ▾

\$5,910 raised of \$5,000 ⓘ

Fundraiser ended

Story

I was born with a rare genetic disorder - x-linked hypohidrotic ectodermal dysplasias (XLHED) - and have been involved with the National Foundation for Ectodermal Dysplasias (NFED) for most of my life. Research is a cornerstone of the NFED, and I want to help them with their mission of finding a cure for ectodermal dysplasias.

I attended my first NFED family conference when I was 3 years old, and have witnessed firsthand how much impact this small organization has had on the lives of thousands of families, including my own!

This #GivingTuesday, I'm asking you to join me in helping the NFED fund its research efforts, so families affected by ectodermal dysplasias can benefit from medical advancements and treatment, and, eventually, a cure for the next generation. ... [See More](#)



Ronans #EECStrong Adventure Fundraiser

Fundraiser for National Foundation for Ectodermal Dysplasias by Dennis Patrick Claire ·

Donate

Invite

Share


More

\$6,045 raised of \$5,000

Fundraiser ended

Story

Raising money for the NFED daily through the month for Ectodermal awareness month!! Look for adventures, feats of strength, challenges the Claire family and friends will attempt like crazed circus performers, all to raise money for awareness, research and family support for those suffering from the Ectodermal dysplasias and their rare subsets like EEC syndrome, which our son Ronan has. Details to follow daily!!!!



Heather's Birthday Fundraiser

Fundraiser for National Foundation for Ectodermal Dysplasias by Heather Shupe ·

Donate

Invite

Share

More

Fundraiser Ended

Heather reached her birthday goal! Thanks to everyone who donated.

\$710 / \$500 raised

Story

For my birthday this year, I'm asking for donations to National Foundation for Ectodermal Dysplasias. I've chosen this nonprofit because their mission means a lot to me and my family. I hope you'll consider contributing as a way to celebrate with me. Every little bit will help me reach my goal.
www.nfed.org



Erin's fundraiser for National Foundation for Ectodermal Dysplasias

Fundraiser for National Foundation for Ectodermal Dysplasias ✓ by Erin Tropiano · 🌐

Donate

✉ Invite

➦ Share

⋮ More ▼

\$1,220 raised of \$1,000 ⓘ

Fundraiser ended

Story

Want to join me in supporting a good cause? I'm raising money for National Foundation for Ectodermal Dysplasias and your contribution will make an impact, whether you donate \$5 or \$500. Every little bit helps. Thank you for your support. I've included information about National Foundation for Ectodermal Dysplasias below.

To empower and connect people touched by ectodermal dysplasias through education, support, and research.



Erin Tropiano · February 3, 2018



Supporting you. Supporting each other.

NATIONAL FOUNDATION FOR
ECTODERMAL DYSPLASIAS



Contact us at NFED.org, info@nfed.org or 618-566-2020